



PERMANENT PORTFOLIO®
Class A — PRPDX | Class C — PRPHX | Class I — PRPFX

SUMMARY PROSPECTUS
May 31, 2017

Before you invest, you may want to review the Portfolio’s statutory prospectus, which contains more information about the Portfolio and its risks. You can find the Portfolio’s statutory prospectus and other information about the Portfolio, including its statement of additional information and most recent reports to shareholders, online at www.permanentportfoliofunds.com. You can also get this information at no cost by calling the Portfolio’s Transfer Agent at (800) 341-8900 or the Portfolio’s Shareholder Services Office at (800) 531-5142, or by contacting your financial intermediary. The Portfolio’s statutory prospectus and statement of additional information, each dated May 31, 2017 (as each may be amended or supplemented), are incorporated by reference into this summary prospectus.

Investment Objective

Permanent Portfolio® seeks to preserve and increase the purchasing power value of its shares over the long term.

Fees and Expenses of the Portfolio

The table below describes the fees and expenses you would pay if you buy and hold shares of the Portfolio. You may qualify for initial sales charge discounts on purchases of Class A shares if you and your family invest, or agree to invest in the future, at least \$25,000 in the Portfolios of Permanent Portfolio Family of Funds. More information about these and other discounts is available from your financial intermediary and in “Your Investment — How Sales Charges are Calculated and — Sales Charge Reductions and Waivers” in the Portfolio’s Prospectus and “Additional Purchase, Sale (Redemption) and Account Information — Initial Sales Charges on Class A Shares” in the Portfolio’s Statement of Additional Information.

| Shareholder Fees (fees paid directly from your investment) | Class A | Class C | Class I |
|---|--------------------|--------------------|----------------|
| Maximum Sales Charge (Load) Imposed on Purchases (as a percentage of offering price) | 5.00% | None | None |
| Maximum Deferred Sales Charge (Load) (as a percentage of the lower of original purchase price or sale proceeds) | 1.00% ¹ | 1.00% ¹ | None |
| Annual Portfolio Operating Expenses (expenses that you pay each year as a percentage of the value of your investment) | | | |
| Management Fees | .80% | .80% | .80% |
| Distribution and/or Service (12b-1) Fees | .25% | 1.00% | —% |
| Other Operating Expenses | .02% | .02% | .02% |
| Total Annual Portfolio Operating Expenses | 1.07% | 1.82% | .82% |

¹ For Class A shares, a contingent deferred sales charge (“CDSC”) of 1.00% applies on certain redemptions made within one year following purchases of \$1 million or more made without an initial sales charge. For Class C shares, the CDSC is eliminated one year after purchase.

Expense Example

This example is intended to help you compare the cost of investing in the Portfolio with the cost of investing in other mutual funds. The example assumes that you invest \$10,000 in the Portfolio for the time periods indicated and then redeem all of your shares at the end of those periods. The example also assumes that your investment has a 5% return each year and that the Portfolio’s operating expenses remain the same. Although your actual costs may be higher or lower, based on these assumptions, your costs would be:

| | 1 Year | 3 Years | 5 Years | 10 Years |
|---|---------------|----------------|----------------|-----------------|
| Class A | \$604 | \$824 | \$1,062 | \$1,744 |
| Class C | | | | |
| • Assuming complete redemption at end of period | \$290 | \$577 | \$ 993 | \$2,153 |
| • Assuming no redemption | \$187 | \$577 | \$ 993 | \$2,153 |
| Class I | \$ 84 | \$263 | \$ 457 | \$1,016 |

Portfolio Turnover

The Portfolio pays transaction costs, such as commissions, when it buys and sells securities (or “turns over” its portfolio). A higher portfolio turnover rate may indicate higher transaction costs and may result in higher taxes when Portfolio shares are held in a taxable account. These costs, which are not reflected in Annual Portfolio Operating Expenses or in the example above, affect the Portfolio’s performance. During the most recent fiscal year, the Portfolio’s portfolio turnover rate was 19.08% of the average value of its portfolio.

Principal Investment Strategies

In pursuit of its investment objective, the Portfolio invests a fixed “Target Percentage” of its net assets in each of the following investment categories:

| Investment Category | Target Percentage |
|---|-------------------|
| Gold | 20% |
| Silver | 5% |
| Swiss franc assets | 10% |
| Real estate and natural resource stocks | 15% |
| Aggressive growth stocks | 15% |
| Dollar assets | 35% |
| Total | 100% |

These Target Percentages are fundamental and cannot be changed without shareholder approval.

Because investment prices are constantly changing, the Portfolio’s holdings are not expected to match exactly the Target Percentages. Ordinarily, whenever the Portfolio’s holdings in an investment category deviate from the category’s Target Percentage by more than one-quarter of the Target Percentage, the Portfolio will buy or sell investments to correct the discrepancy (unless it is corrected by changes in market prices) and will do so within ninety days. However, the Portfolio’s investment adviser may delay making portfolio adjustments if in its view, circumstances, including a disorderly market or adverse tax consequences, make it desirable to do so. The investment adviser does not attempt to anticipate short-term changes in the general price level of any investment category.

The Portfolio’s investments in:

- **Gold** — consists of gold bullion and bullion-type coins;
- **Silver** — consists of silver bullion and bullion-type coins;
- **Swiss franc assets** — consist of demand deposits of Swiss francs at Swiss or non-Swiss banks and highly rated bonds, as defined below, and other securities of the federal government of Switzerland of any maturity;
- **Real estate and natural resource stocks** — include stocks (including common and preferred shares, and depository receipts such as American Depositary Receipts (“ADRs”)) of U.S. and foreign companies whose assets consist primarily of real estate (such as timberland, ranching and farm land, raw land, land with improvements and structures and real estate investment trusts (“REITs”)) and natural resources (such as companies involved directly or indirectly in exploring, mining, refining, processing, transporting, fabricating and dealing in oil, gas, coal and precious and non-precious minerals);
- **Aggressive growth stocks** — include stocks and stock warrants of U.S. and foreign companies that are expected to have a higher profit potential than the stock market as a whole and whose shares are valued primarily for potential growth in revenues, earnings, dividends or asset values rather than for current income. Such companies may include those involved in technology, medicine, capital goods, construction, transportation, finance, entertainment or service, those developing or exploiting new industries, products, services or markets, or those whose shares are otherwise undervalued. The price volatility of such investments is expected to be greater than the price volatility of the U.S. stock market as a whole; and
- **Dollar assets** — include cash, U.S. Treasury bills, notes and bonds, and other U.S. dollar-denominated assets such as the obligations of U.S. government agencies, banker’s acceptances and other bank obligations, commercial paper, and corporate bonds and other fixed income obligations of U.S. and non-U.S. issuers.

The Portfolio is non-diversified and thus may be able to invest more of its assets in fewer issuers and types of investments (e.g., gold and silver) than a diversified fund.

The Portfolio may invest in shares of companies of any market capitalization, including small-, mid- and large- capitalization companies. Within its aggressive growth stocks investment category, the Portfolio expects to hold stocks of issuers from at least twelve

different industry groups. The Portfolio may own investments issued by non-U.S. banks and governments and may own stock in non-U.S. companies or investments held outside the United States, including emerging markets. Corporate bonds and other fixed income obligations in the Portfolio's dollar assets investment category, as well as highly rated bonds of the federal government of Switzerland, will, at the time of investment, be rated in the top four rating categories by Standard & Poor's, a division of The McGraw-Hill Companies, Inc. ("Standard & Poor's"), rated similarly by another independent rating agency such as Moody's Investors Service, Inc. ("Moody's") or Fitch, Inc. ("Fitch"), or if unrated, determined by the Portfolio's investment adviser to be of comparable quality. The Portfolio does not attempt to maintain any pre-set average portfolio maturity or duration in its dollar assets investment category.

The Portfolio's policy of investing a fixed Target Percentage of its net assets in the investment categories listed in the table above reflects the opinion of the Portfolio's investment adviser that inflation rates and other economic events cannot be forecast with a high degree of reliability and that only investors who are willing to embrace a high degree of risk should act on such forecasts. The investment strategy of the Portfolio acknowledges a broad range of economic possibilities and incorporates investments for each of them.

Viewed in isolation, some of the Portfolio's assets, such as gold, silver and stock warrants (in its aggressive growth stocks investment category), would be considered highly speculative. However, the Portfolio's investment adviser believes that the various investments are subject to different (and, in some cases, contrary) risks, so that the value of the Portfolio's investments in the aggregate may be subject to less risk, over the long term, than the risk associated with any one of the investments taken by itself.

Principal Investment Risks

An investment in the Portfolio is not guaranteed; you may lose money by investing in the Portfolio. Even if the Portfolio does achieve its investment objective over the long term, it is subject to the risk of suffering substantial short-term losses from time to time. The principal risks of investing in the Portfolio include:

- **Market risk** — prices of the investments held by the Portfolio will fluctuate, sometimes rapidly and unexpectedly. These fluctuations may cause the price of an investment to decline for short- or long-term periods and cause the investment to be worth less than it was worth when purchased by the Portfolio, or less than it was worth at an earlier time. Investments in each of the Portfolio's investment categories may decline in value due to factors affecting the gold and silver markets, individual issuers, securities markets generally or particular industries or sectors within the securities markets. Changes in market conditions may not have the same impact on all investment categories.
- **Risks of investments in gold and silver** — gold and silver generate no interest or dividends, and the return from investments in gold and silver will be derived solely from the gains and losses realized by the Portfolio upon sale. Prices of gold and silver may fluctuate, sharply or gradually, and over short or long periods of time. The prices of gold and silver have fluctuated widely over the past several years. If gold and silver markets continue to be characterized by the wide fluctuations that they have shown in the past several years, the Portfolio's performance may be significantly impacted. The prices of gold and silver may be significantly affected by factors such as changes in inflation or expectations regarding inflation in various countries, the availability of supplies and demand, changes in industrial and commercial demand, developments in the gold and silver mining industries, gold and silver sales by governments, central banks or international institutions, investment and trading activities of market participants, including hedge funds or speculators, commodity funds and exchange traded funds, hedging activity by producers, currency exchange rates, interest rates, and monetary and other economic policies of various governments. In addition, because the majority of the world's supply of gold and silver is concentrated in a few countries, the Portfolio's investments may be particularly susceptible to political, economic and environmental conditions and events in those countries. The gold and silver bullion and bullion-type coins held by the Portfolio's subcustodian on behalf of the Portfolio could be lost, damaged, stolen or destroyed. Access to the Portfolio's gold and silver holdings could also be restricted by natural events (such as an earthquake) or human actions (such as a terrorist attack). The subcustodian's procedures may not prevent the deposit of gold or silver on behalf of the Portfolio that fails to meet the purity standards agreed to at the time of purchase. The Portfolio does not separately insure its gold and silver holdings and the responsibility of the Portfolio's custodian and any subcustodian for loss, damage or destruction of the Portfolio's gold and silver holdings is very limited under the agreements governing the custody and subcustody arrangements. In addition, if the Portfolio's gold and silver bullion and bullion-type coins are lost, damaged, stolen or destroyed under circumstances rendering the custodian, any subcustodian or any other third party liable to the Portfolio (or the custodian or any subcustodian), the responsible party may not have the financial resources (including liability insurance coverage) sufficient to satisfy such claim. Consequently, the value of the Portfolio's shares may be adversely affected by loss, damage or destruction to the bullion and bullion-type coins for which the Portfolio may not be reimbursed. When holding bullion, the Portfolio may encounter higher custody and other costs than those normally associated with ownership of securities. Gains realized upon the sale of bullion or bullion-type coins will not count towards the requirement in the Internal Revenue Code of 1986, as amended ("Code"), that at least 90% of the Portfolio's gross income in each taxable year be derived from gains on the sale of securities and certain other permitted sources, except to the extent that the Portfolio has invested in bullion as a hedge with respect to investment in the securities of companies engaged in mining gold or silver. Accordingly, the Portfolio may be required to hold its precious metals or to sell them at a loss, or to sell securities at a gain, when for investment reasons it would not otherwise do so. If the Portfolio is not

able to satisfy this or other requirements under the Code for any taxable year, the Portfolio would become subject to corporate federal income tax for that year on all of its taxable income and recognized gains.

- **Risks of investments in Swiss franc assets** — the Swiss franc is subject to the risk that inflation will decrease in the United States, or rise in Switzerland. Swiss government bonds are subject to some risk of default, and their credit quality is not rated by some U.S. rating agencies. The Portfolio may also be significantly affected by other economic, monetary or political developments in Switzerland. The U.S. dollar/Swiss franc exchange rate may adversely affect the value (in U.S. dollar terms) of the Portfolio's Swiss franc assets. The Swiss franc has shown cyclical periods of strength and weakness against the U.S. dollar, and in recent years the Swiss franc's value has dropped. The Swiss franc's recent weakness may be prolonged or amplified by slow growth or other negative developments affecting the European economy. Yields on Swiss franc denominated deposits, as of the date of this Prospectus, are near historical lows.
- **Risks of investments in real estate and natural resource stocks** — investments in real estate and natural resource stocks are subject to market risk, capitalization risk and risk of investments in foreign securities. Any decline in the general level of prices of oil, gas, coal, minerals or real estate would be expected to have an adverse impact on these stocks. Real estate-related investments, such as stocks of real estate-related companies, REITs and related instruments, will subject the Portfolio to risks similar to those associated with direct ownership of real estate, including losses from a casualty or condemnation, changes in local and general economic conditions, supply and demand, interest rates, zoning laws, regulatory limitations on rents, property taxes and operating expenses. REITs are subject to management fees and other expenses, and so to the extent that the Portfolio invests in REITs the Portfolio will bear its proportionate share of the costs of the REITs' operations. Investments in natural resource companies can be significantly affected by events relating to international political and economic developments, expropriation or other confiscation, population growth and changing demographics, energy conservation, the success of exploration projects, global commodity prices, adverse international monetary policies, tax and other government regulations, and natural phenomena around the world, such as drought, floods and other adverse weather conditions and livestock disease.
- **Risks of investments in aggressive growth stocks** — investments in aggressive growth stocks are subject to market risk, capitalization risk and risk of investments in foreign securities. Aggressive growth stock investments are subject to greater market risk of price declines, especially during periods when the prices of U.S. or foreign stock market investments in general are declining.
- **Risks of investments in dollar assets** — investments in debt securities are generally subject to interest rate risk, credit risk, income risk, and prepayment and extension risk. Interest rate risk is the risk that changes in interest rates will affect the value of the Portfolio's dollar assets. Generally, prices of debt securities tend to fall when prevailing interest rates rise and rise when prevailing interest rates fall. As of the date of this Prospectus, U.S. interest rates are near historic lows, but may rise significantly or rapidly, exposing the Portfolio to a heightened level of interest rate risk which may result in losses to the Portfolio. Typically, the longer the maturity or duration of a debt security, the greater the effect a change in interest rates could have on the security's price. Thus, the Portfolio's sensitivity to interest rate risk will increase with any increase in the Portfolio's overall duration. Credit risk is the risk that an issuer or guarantor of debt securities, or the counterparty to an investment contract or repurchase agreement, may be unable or unwilling to pay principal and interest when due, or otherwise honor its obligations. The Portfolio's dollar assets are also subject to income risk. The Portfolio's income generally declines during periods of falling interest rates because the Portfolio must reinvest the proceeds it receives from existing investments (upon their maturity, prepayment, amortization, call, or buy-back) at a lower rate of interest or return. In addition to income risk, if a security held by the Portfolio is called or paid off by the issuer more quickly than originally anticipated, the Portfolio may not benefit from any increase in value that might otherwise result from declining interest rates and may lose any premium it paid to acquire the security. Higher interest rates generally result in slower payoffs, which effectively increase duration, heighten interest rate risk, and increase the magnitude of resulting price declines.
- **Risks of investing in foreign and emerging markets** — investments in foreign securities involve risks that are in addition to the risks associated with investing in U.S. securities. The risks of investing in securities of foreign issuers can include, among others: unfavorable differences in liquidity and volatility; less developed or less efficient trading markets; less stringent accounting and financial reporting standards or inability to obtain reliable financial information regarding a company's financial condition; social, political or economic instability; foreign currency exchange controls and foreign taxation issues; the risk of expropriation of assets or nationalization of a company or industry by foreign governments; currency risk (*i.e.*, the risk that changes in the exchange rate between currencies will adversely affect the value (in U.S. dollar terms) of an investment); and settlement, custodial or other operational risks. As a result, foreign securities can fluctuate more widely in price, and may also be less liquid and more difficult to value than securities of U.S. issuers. In addition, foreign markets can perform differently than the U.S. market. Investing in emerging (less developed) markets may involve higher levels of each of these risks.

- **Capitalization risk** — to the extent the Portfolio emphasizes stocks of small-, mid- or large-companies, it takes on the associated risks. Investments in the stocks of small- and mid-capitalization companies may be more volatile and less liquid than the stocks of larger companies. Small- and mid-capitalization stocks may also underperform other types of stocks or be difficult to sell when the economy is not robust or during market or sector downturns. Compared to small- and mid-capitalization companies, large-capitalization companies may be less responsive to market changes and opportunities.
- **Security selection risk** — securities selected for the Portfolio may perform differently than expected.
- **Non-diversified fund risk** — the Portfolio is classified as non-diversified. As such, the percentage of the Portfolio’s assets that may be invested in any single issuer or a few issuers is not limited by the Investment Company Act of 1940. Investing a higher percentage of its assets in any one or a few issuers could increase the Portfolio’s risk of loss and its share price volatility, because the value of its shares would be more susceptible to adverse events affecting those issuers.
- **Redemption risk** — market developments and other factors, including a general rise in interest rates, have the potential to cause investors to move out of fixed income securities on a large scale, which may increase redemptions from mutual funds that hold large amounts of fixed income securities. The Portfolio may experience periods of heavy redemptions that could cause it to sell assets at inopportune times or at a loss or depressed value. Redemption risk is heightened during periods of declining or illiquid markets. Heavy redemptions could hurt the Portfolio’s performance.
- **Risks of in-kind redemptions** — to avoid liability for corporate federal income tax, the Portfolio, if administratively feasible, may require redeeming shareholders to accept readily tradable gold or silver bullion or coins from the Portfolio’s holdings in complete or partial payment of redemptions, if it can satisfy a federal tax law provision that permits it to do so without recognizing gain.

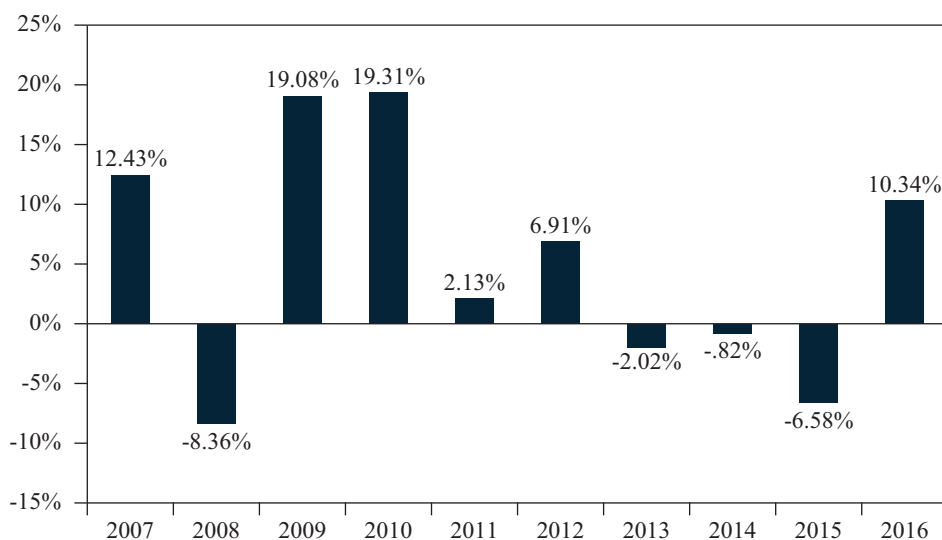
Performance

The bar chart and the average annual total return table below provide an indication of the risks of investing in the Portfolio by showing yearly changes in its performance over the last ten calendar years and by showing how its average annual total returns for various periods compare with two broad-based market indexes. The indexes, which are described in “Descriptions of Market Indexes” in the Portfolio’s Prospectus, have characteristics relevant to the Portfolio’s investment strategies. If the investment adviser had not agreed to waive or reimburse certain Portfolio expenses during a portion of this period, the Portfolio’s returns would have been less than those shown. *Past performance (before and after taxes) is not an indication of how the Portfolio will perform in the future.*

More recent performance information for the Portfolio can be obtained by visiting the Portfolio’s website, www.permanentportfoliofunds.com, or by calling the Portfolio’s Shareholder Services Office toll free at (800) 531-5142.

The bar chart and table below show the Portfolio’s returns for Class I shares. No performance information is presented for Class A shares or Class C shares because the inception date for Class A and Class C shares was May 31, 2016. Performance information for Class A and Class C shares will be available after those share classes have been in operation for one full calendar year. The returns for Class A and Class C shares would have been lower than Class I shares’ returns shown in the bar chart and table because the expenses of the classes are higher.

Permanent Portfolio Annual Total Returns Years Ended December 31



The year-to-date return through the calendar quarter ended March 31, 2017 was 4.08%.

Highest/lowest quarterly return during the period shown:

| Highest Quarter | Lowest Quarter |
|--|--|
| 3 rd Quarter 2009 11.48% | 2 nd Quarter 2013 -8.14% |

Average Annual Total Returns (for the periods ended December 31, 2016)

| Permanent Portfolio Class I | 1 Year | 5 Years | 10 Years | Since Inception ¹ |
|--|--------|---------|----------|------------------------------|
| Return Before Taxes | 10.34% | 1.38% | 4.82% | 5.99% |
| Return After Taxes on Distributions | 10.10% | .13% | 4.05% | 5.34% |
| Return After Taxes on Distributions and Sale of Portfolio Shares | 6.06% | 1.03% | 3.81% | 4.95% |
| <i>Citigroup 3-Month U.S. Treasury Bill Index (reflects no deduction for fees, expenses or taxes)</i> | .27% | .09% | .73% | 3.91% |
| <i>Standard & Poor's 500 Composite Stock Index (reflects no deduction for fees, expenses or taxes)</i> | 11.96% | 14.66% | 6.95% | 11.25% |

¹ The Portfolio's inception date was December 1, 1982.

After-tax returns are calculated using the historical highest individual federal marginal income tax rates and do not reflect the impact of state and local taxes. "Return After Taxes on Distributions and Sale of Portfolio Shares" may be higher than the other return figures for the same period. A higher after-tax return can occur when a capital loss occurs upon redemption and translates into an assumed tax deduction that benefits the shareholder. Actual after-tax returns depend on an investor's tax situation and may differ from those shown. In particular, after-tax returns are not relevant to investors who hold their shares through tax-advantaged arrangements, such as 401(k) plans or individual retirement accounts ("IRAs").

Management

Investment Adviser

Pacific Heights Asset Management, LLC ("Pacific Heights") serves as the Portfolio's investment adviser.

Portfolio Manager

Pacific Heights' manager and indirect sole member, Michael J. Cuggino (also its President and Chief Executive Officer), has been the Portfolio's portfolio manager since May 1, 2003.

Purchase and Sale of Portfolio Shares


You may purchase, sell (redeem) or exchange shares of the Portfolio on any day the New York Stock Exchange is open, at the Portfolio's net asset value per share next determined after your order is received in good order, subject to any applicable sales charge. Shares of the Portfolio are available directly from the Portfolio's transfer agent and brokerage firms and other financial intermediaries who have entered into distribution or servicing agreements with the Portfolio's distributor.

The following applies to purchases of shares of the Portfolio directly from the Portfolio's transfer agent. Financial intermediaries may impose different minimum purchase or other requirements.


| | |
|--|---------|
| To establish an account (including retirement plan accounts) | \$1,000 |
| To establish an automatic investment plan account | \$100 |
| Subsequent investment in any account | \$100 |

Once you have established a shareholder account, you may purchase or sell (redeem) shares of the Portfolio on any business day.

 By U.S. Mail:
Permanent Portfolio Family of Funds
c/o U.S. Bancorp Fund Services, LLC
P.O. Box 701
Milwaukee, Wisconsin 53201

 By Telephone:
Call (800) 341-8900
(for subsequent investments only)

 By Overnight Delivery Service:
Permanent Portfolio Family of Funds
c/o U.S. Bancorp Fund Services, LLC
615 East Michigan Street
Milwaukee, Wisconsin 53202

 By Wire:
Call (800) 341-8900
(for instructions)

Tax Information

Except for tax-advantaged retirement plans and accounts and other tax-exempt investors, you will be subject to tax to the extent the Portfolio makes distributions of ordinary income or net capital gains to you. Although those distributions generally are not taxable to a tax-exempt investor, withdrawals from certain retirement plans and accounts generally are subject to federal income tax.

Payments to Broker-Dealers and Other Financial Intermediaries

If you purchase shares of the Portfolio through a financial intermediary, such as a bank, brokerage firm, workplace retirement program or financial adviser, the Portfolio and/or Pacific Heights may pay the intermediary for the sale of Portfolio shares and related services. These payments may create a conflict of interest by influencing the financial intermediary and its employees to recommend the Portfolio over another investment. Ask your financial intermediary or visit its website for more information.